



A leading company in  
4x4 off road parts  
& accessories.

# RECOVERY GEAR TOW POINTS CATALOGUE

## FOR FORD



## FOR LAND ROVER



## FOR MAZDA



## FOR TOYOTA



## FOR MERCEDES



## FOR MITSUBISHI



## FOR NISSAN



**[WWW.AIRONBOARD.COM.AU](http://WWW.AIRONBOARD.COM.AU)**

1621 Main Road Research VIC 3095 Australia

Contact: [aironboard.aust@gmail.com](mailto:aironboard.aust@gmail.com) / +61 3 9437 1777

Open: Monday to Thursday 8.00am - 4.00pm

Friday 8.00am - 3.00pm

# Recovery Gear Tow Points - FOR FORD



**SKU:**  
**SUITABLE CAR MODEL**  
**MATERIAL**  
**COLOR**  
**WLL**  
**PACKAGE**  
**EXTRA FEATURES**

RP2200  
Maverick  
12mm plate Steel  
Powder coated Orange  
5000/kg Each  
PAIR  
Supplied with Hi Tensile Bolts and nuts  
Direct bolt on to your chassis  
No cutting or welding required in most cases



**SKU:**  
**SUITABLE CAR MODEL**  
**MATERIAL**  
**COLOR**  
**WLL**  
**PACKAGE**  
**EXTRA FEATURES**

RP2200  
Maverick  
12mm plate Steel  
Powder coated Red  
5000/kg Each  
PAIR  
Supplied with Hi Tensile Bolts and nuts  
Direct bolt on to your chassis  
No cutting or welding required in most cases



**SKU:**  
**SUITABLE CAR MODEL**  
**MATERIAL**  
**COLOR**  
**WLL**  
**PACKAGE**  
**EXTRA FEATURES**

RP2200  
Maverick  
12mm plate Steel  
Powder coated Blue  
5000/kg Each  
PAIR  
Supplied with Hi Tensile Bolts and nuts  
Direct bolt on to your chassis  
No cutting or welding required in most cases



**SKU:**  
**SUITABLE CAR MODEL**  
**MATERIAL**  
**COLOR**  
**WLL**  
**PACKAGE**  
**EXTRA FEATURES**

RP3700  
Ford Ranger PX1 PX2 PX3 2012 ~ 2022  
12mm plate Steel  
Powder coated Red  
5000/kg Each  
PAIR  
Supplied with Hi Tensile Bolts and nuts Direct  
bolt on to your chassis  
No cutting or welding required in most cases

# Recovery Gear Tow Points - FOR LAND ROVER



**SKU:**  
**SUITABLE CAR MODEL**  
**MATERIAL**  
**COLOR**  
**WLL**  
**PACKAGE**  
**EXTRA FEATURES**

RP3400  
Defender (Front Chassis Mounted)  
10mm Plate Steel  
Powder coated Orange  
3250/kg Each  
PAIR  
Supplied with Hi Tensile Bolts and nuts  
Direct bolt on to your chassis  
No cutting or welding required in most cases



**SKU:**  
**SUITABLE CAR MODEL**  
**MATERIAL**  
**COLOR**  
**WLL**  
**PACKAGE**  
**EXTRA FEATURES**

RP3600  
Discovery 1 & 2 (Front Chassis Mounted)  
10mm Plate Steel  
Powder coated Orange  
3250/kg Each  
PAIR  
Supplied with Hi Tensile Bolts and nuts  
Direct bolt on to your chassis  
No cutting or welding required in most cases

# Recovery Gear Tow Points - **FOR** MERCEDES



**SKU:**  
**SUITABLE CAR MODEL**  
**MATERIAL**  
**COLOR**  
**WLL**  
**PACKAGE**  
**EXTRA FEATURES**

RP2100  
X-CLASS 250D  
10mm Plate Steel  
Powder coated Orange  
5000/kg Each  
PAIR  
Supplied with Hi Tensile Bolts and nuts  
Direct bolt on to your chassis  
No cutting or welding required in most cases



**SKU:**  
**SUITABLE CAR MODEL**  
**MATERIAL**  
**COLOR**  
**WLL**  
**PACKAGE**  
**EXTRA FEATURES**


RP2100  
X-CLASS 250D  
10mm Plate Steel  
Powder coated Red  
5000/kg Each  
PAIR  
Supplied with Hi Tensile Bolts and nuts  
Direct bolt on to your chassis  
No cutting or welding required in most cases



**SKU:**  
**SUITABLE CAR MODEL**  
**MATERIAL**  
**COLOR**  
**WLL**  
**PACKAGE**  
**EXTRA FEATURES**

RP2100  
X-CLASS 250D  
10mm Plate Steel  
Powder coated Blue  
5000/kg Each  
PAIR  
Supplied with Hi Tensile Bolts and nuts  
Direct bolt on to your chassis  
No cutting or welding required in most cases

# Recovery Gear Tow Points - FOR MAZDA




**SKU:**  
**SUITABLE CAR MODEL**  
**MATERIAL**  
**COLOR**  
**WLL**  
**PACKAGE**  
**EXTRA FEATURES**

RP3700  
Mazda BT50 2012 ~ 2020  
12mm plate Steel  
Powder coated Red  
5000/kg Each  
PAIR  
Supplied with Hi Tensile Bolts and nuts Direct  
bolt on to your chassis  
No cutting or welding required in most cases



# Recovery Gear Tow Points - FOR MITSUBISHI

	<p><b>SKU:</b> SUITABLE CAR MODEL</p> <p><b>MATERIAL</b> <b>COLOR</b> <b>WLL</b> <b>PACKAGE</b> <b>EXTRA FEATURES</b></p>	<p>RP3100 Challenger PB PC Triton ML MN 2WD 2005 - 2015 Triton ML MN 4WD 6/2006 - 2015 12mm Plate Steel Powder coated Orange 5000/kg Each PAIR Supplied with Hi Tensile Bolts and nuts Direct bolt on to your chassis No cutting or welding required in most cases</p>
	<p><b>SKU:</b> SUITABLE CAR MODEL</p> <p><b>MATERIAL</b> <b>COLOR</b> <b>WLL</b> <b>PACKAGE</b> <b>EXTRA FEATURES</b></p>	<p>RP3100 Challenger PB PC Triton ML MN 2WD 2005 - 2015 Triton ML MN 4WD 6/2006 - 2015 12mm Plate Steel Powder coated Red 5000/kg Each PAIR Supplied with Hi Tensile Bolts and nuts Direct bolt on to your chassis No cutting or welding required in most cases</p>
	<p><b>SKU:</b> SUITABLE CAR MODEL</p> <p><b>MATERIAL</b> <b>COLOR</b> <b>WLL</b> <b>PACKAGE</b> <b>EXTRA FEATURES</b></p>	<p>RP3100 Challenger PB PC Triton ML MN 2WD 2005 - 2015 Triton ML MN 4WD 6/2006 - 2015 12mm Plate Steel Powder coated Blue 5000/kg Each PAIR Supplied with Hi Tensile Bolts and nuts Direct bolt on to your chassis No cutting or welding required in most cases</p>

# Recovery Gear Tow Points - FOR NISSAN



**SKU:**  
**SUITABLE CAR MODEL**

**MATERIAL**  
**COLOR**  
**WLL**  
**PACKAGE**  
**EXTRA FEATURES**

RP2100  
Patrol GU Series 2, 3, 4, 5  
Navara D23 NP300 2015 - ON  
10mm Plate Steel  
Powder coated Orange  
5000/kg Each  
PAIR  
Supplied with Hi Tensile Bolts and nuts  
Direct bolt on to your chassis  
No cutting or welding required in most cases



**SKU:**  
**SUITABLE CAR MODEL**

**MATERIAL**  
**COLOR**  
**WLL**  
**PACKAGE**  
**EXTRA FEATURES**

RP2100  
Patrol GU Series 2, 3, 4, 5  
Navara D23 NP300 2015 - ON  
10mm Plate Steel  
Powder coated Red  
5000/kg Each  
PAIR  
Supplied with Hi Tensile Bolts and nuts  
Direct bolt on to your chassis  
No cutting or welding required in most cases



**SKU:**  
**SUITABLE CAR MODEL**

**MATERIAL**  
**COLOR**  
**WLL**  
**PACKAGE**  
**EXTRA FEATURES**

RP2100  
Patrol GU Series 2, 3, 4, 5  
Navara D23 NP300 2015 - ON  
10mm Plate Steel  
Powder coated Blue  
5000/kg Each  
PAIR  
Supplied with Hi Tensile Bolts and nuts  
Direct bolt on to your chassis  
No cutting or welding required in most cases



**SKU:**  
**SUITABLE CAR MODEL**

**MATERIAL**  
**COLOR**  
**WLL**  
**PACKAGE**  
**EXTRA FEATURES**

RP2200  
Patrol GQ  
Patrol GU S1 (SERIES 1 ONLY)  
12mm plate Steel  
Powder coated Orange  
5000/kg Each  
PAIR  
Supplied with Hi Tensile Bolts and nuts  
Direct bolt on to your chassis  
No cutting or welding required in most cases



**SKU:**  
**SUITABLE CAR MODEL**

**MATERIAL**  
**COLOR**  
**WLL**  
**PACKAGE**  
**EXTRA FEATURES**

RP2200  
Patrol GQ  
Patrol GU S1 (SERIES 1 ONLY)  
12mm plate Steel  
Powder coated Red  
5000/kg Each  
PAIR  
Supplied with Hi Tensile Bolts and nuts  
Direct bolt on to your chassis  
No cutting or welding required in most cases

# Recovery Gear Tow Points - FOR NISSAN



**SKU:**  
**SUITABLE CAR MODEL**

**MATERIAL**  
**COLOR**  
**WLL**  
**PACKAGE**  
**EXTRA FEATURES**

RP2200  
Patrol GQ  
Patrol GU S1 (SERIES 1 ONLY)  
12mm plate Steel  
Powder coated Blue  
5000/kg Each  
PAIR  
Supplied with Hi Tensile Bolts and nuts  
Direct bolt on to your chassis  
No cutting or welding required in most cases



**SKU:**  
**SUITABLE CAR MODEL**  
**MATERIAL**  
**COLOR**  
**WLL**  
**PACKAGE**  
**EXTRA FEATURES**

RP2400  
Navara D22  
10mm Plate Steel  
Powder coated Orange  
3250/kg Each  
PAIR  
Supplied with Hi Tensile Bolts and nuts  
Direct bolt on to your chassis  
No cutting or welding required in most cases



**SKU:**  
**SUITABLE CAR MODEL**  
**MATERIAL**  
**COLOR**  
**WLL**  
**PACKAGE**  
**EXTRA FEATURES**

RP2400  
Navara D22  
10mm Plate Steel  
Powder coated Red  
3250/kg Each  
PAIR  
Supplied with Hi Tensile Bolts and nuts  
Direct bolt on to your chassis  
No cutting or welding required in most cases



**SKU:**  
**SUITABLE CAR MODEL**  
**MATERIAL**  
**COLOR**  
**WLL**  
**PACKAGE**  
**EXTRA FEATURES**

RP2400  
Navara D22  
10mm Plate Steel  
Powder coated Blue  
3250/kg Each  
PAIR  
Supplied with Hi Tensile Bolts and nuts Direct  
bolt on to your chassis  
No cutting or welding required in most cases



**SKU:**  
**SUITABLE CAR MODEL**  
  
**MATERIAL**  
**COLOR**  
**WLL**  
**PACKAGE**  
**EXTRA FEATURES**

RP2500  
Navara D40  
Pathfinder R51  
10mm Plate Steel  
Powder coated Orange  
3250/kg Each  
PAIR  
Supplied with Hi Tensile Bolts and nuts  
Direct bolt on to your chassis  
No cutting or welding required in most cases



# Recovery Gear Tow Points - FOR NISSAN



**SKU:**  
**SUITABLE CAR MODEL**  
  
**MATERIAL**  
**COLOR**  
**WLL**  
**PACKAGE**  
**EXTRA FEATURES**

RP2500  
Navara D40  
Pathfinder R51  
10mm Plate Steel  
Powder coated Red  
3250/kg Each  
PAIR  
Supplied with Hi Tensile Bolts and nuts  
Direct bolt on to your chassis  
No cutting or welding required in most cases



**SKU:**  
**SUITABLE CAR MODEL**  
  
**MATERIAL**  
**COLOR**  
**WLL**  
**PACKAGE**  
**EXTRA FEATURES**

RP2500  
Navara D40  
Pathfinder R51  
10mm Plate Steel  
Powder coated Blue  
3250/kg Each  
PAIR  
Supplied with Hi Tensile Bolts and nuts  
Direct bolt on to your chassis  
No cutting or welding required in most cases

# Recovery Gear Tow Points - **FOR TOYOTA**



**SKU:** RP2100  
**SUITABLE CAR MODEL** LandCruiser 80, 100, 105 Series  
**MATERIAL** 10mm Plate Steel  
**COLOR** Powder coated Orange  
**WLL** 5000/kg Each  
**PACKAGE** PAIR  
**EXTRA FEATURES** Supplied with Hi Tensile Bolts and nuts  
Direct bolt on to your chassis  
No cutting or welding required in most cases




**SKU:** RP2100  
**SUITABLE CAR MODEL** LandCruiser 80, 100, 105 Series  
**MATERIAL** 10mm Plate Steel  
**COLOR** Powder coated Red  
**WLL** 5000/kg Each  
**PACKAGE** PAIR  
**EXTRA FEATURES** Supplied with Hi Tensile Bolts and nuts  
Direct bolt on to your chassis  
No cutting or welding required in most cases



**SKU:** RP2100  
**SUITABLE CAR MODEL** LandCruiser 80, 100, 105 Series  
**MATERIAL** 10mm Plate Steel  
**COLOR** Powder coated Blue  
**WLL** 5000/kg Each  
**PACKAGE** PAIR  
**EXTRA FEATURES** Supplied with Hi Tensile Bolts and nuts  
Direct bolt on to your chassis  
No cutting or welding required in most cases



**SKU:** RP2300  
**SUITABLE CAR MODEL** FJ Cruiser  
Prado 150  
**MATERIAL** 12mm Plate Steel  
**COLOR** Powder coated Orange  
**WLL** 5000/kg Each  
**PACKAGE** PAIR  
**EXTRA FEATURES** Supplied with Hi Tensile Bolts and nuts  
Direct bolt on to your chassis  
No cutting or welding required in most cases



**SKU:** RP2300  
**SUITABLE CAR MODEL** FJ Cruiser  
Prado 150  
**MATERIAL** 12mm Plate Steel  
**COLOR** Powder coated Red  
**WLL** 5000/kg Each  
**PACKAGE** PAIR  
**EXTRA FEATURES** Supplied with Hi Tensile Bolts and nuts  
Direct bolt on to your chassis  
No cutting or welding required in most cases

# Recovery Gear Tow Points - **FOR TOYOTA**



**SKU:**  
**SUITABLE CAR MODEL**

**MATERIAL**  
**COLOR**  
**WLL**  
**PACKAGE**  
**EXTRA FEATURES**

RP2300  
FJ Cruiser  
Prado 150  
12mm Plate Steel  
Powder coated Blue  
5000/kg Each  
PAIR  
Supplied with Hi Tensile Bolts and nuts  
Direct bolt on to your chassis  
No cutting or welding required in most cases



**SKU:**  
**SUITABLE CAR MODEL**  
**MATERIAL**  
**COLOR**  
**WLL**  
**PACKAGE**  
**EXTRA FEATURES**

RP2600  
LandCruiser 200 Series  
10mm Plate Steel  
Powder coated Orange  
5000/kg Each  
PAIR  
Supplied with Hi Tensile Bolts and nuts  
Direct bolt on to your chassis  
No cutting or welding required in most cases



**SKU:**  
**SUITABLE CAR MODEL**  
**MATERIAL**  
**COLOR**  
**WLL**  
**PACKAGE**  
**EXTRA FEATURES**

RP2600  
LandCruiser 200 Series  
10mm Plate Steel  
Powder coated Red  
5000/kg Each  
PAIR  
Supplied with Hi Tensile Bolts and nuts  
Direct bolt on to your chassis  
No cutting or welding required in most cases



**SKU:**  
**SUITABLE CAR MODEL**  
**MATERIAL**  
**COLOR**  
**WLL**  
**PACKAGE**  
**EXTRA FEATURES**

RP2600  
LandCruiser 200 Series  
10mm Plate Steel  
Powder coated Blue  
5000/kg Each  
PAIR  
Supplied with Hi Tensile Bolts and nuts  
Direct bolt on to your chassis  
No cutting or welding required in most cases



**SKU:**  
**SUITABLE CAR MODEL**  
**MATERIAL**  
**COLOR**  
**WLL**  
**PACKAGE**  
**EXTRA FEATURES**

RP2700  
LandCruiser Prado 120  
10mm Plate Steel  
Powder coated Red  
3250/kg Each  
PAIR  
Supplied with Hi Tensile Bolts and nuts  
Direct bolt on to your chassis  
No cutting or welding required in most cases

# Recovery Gear Tow Points - **FOR TOYOTA**



**SKU:**  
**SUITABLE CAR MODEL**  
**MATERIAL**  
**COLOR**  
**WLL**  
**PACKAGE**  
**EXTRA FEATURES**

RP2700  
LandCruiser Prado 120  
10mm Plate Steel  
Powder coated Red  
3250/kg Each  
PAIR  
Supplied with Hi Tensile Bolts and nuts  
Direct bolt on to your chassis  
No cutting or welding required in most cases



**SKU:**  
**SUITABLE CAR MODEL**  
**MATERIAL**  
**COLOR**  
**WLL**  
**PACKAGE**  
**EXTRA FEATURES**

RP2700  
LandCruiser Prado 120  
10mm Plate Steel  
Powder coated Blue  
3250/kg Each  
PAIR  
Supplied with Hi Tensile Bolts and nuts  
Direct bolt on to your chassis  
No cutting or welding required in most cases



**SKU:**  
**SUITABLE CAR MODEL**  
**MATERIAL**  
**COLOR**  
**WLL**  
**PACKAGE**  
**EXTRA FEATURES**

RP2800  
LandCruiser 76 78 79 series  
12mm Plate Steel  
Powder coated Blue  
5000/kg Each  
PAIR  
Supplied with Hi Tensile Bolts and nuts  
Direct bolt on to your chassis  
No cutting or welding required in most cases



**SKU:**  
**SUITABLE CAR MODEL**  
**MATERIAL**  
**COLOR**  
**WLL**  
**PACKAGE**  
**EXTRA FEATURES**

RP2800  
LandCruiser 76 78 79 series  
12mm Plate Steel  
Powder coated Red  
5000/kg Each  
PAIR  
Supplied with Hi Tensile Bolts and nuts  
Direct bolt on to your chassis  
No cutting or welding required in most cases



**SKU:**  
**SUITABLE CAR MODEL**  
**MATERIAL**  
**COLOR**  
**WLL**  
**PACKAGE**  
**EXTRA FEATURES**

RP2800  
LandCruiser 76 78 79 series  
12mm Plate Steel  
Powder coated Blue  
5000/kg Each  
PAIR  
Supplied with Hi Tensile Bolts and nuts  
Direct bolt on to your chassis  
No cutting or welding required in most cases

# Recovery Gear Tow Points - **FOR TOYOTA**



**SKU:**  
**SUITABLE CAR MODEL**  
**MATERIAL**  
**COLOR**  
**WLL**  
**PACKAGE**  
**EXTRA FEATURES**

RP2900  
Hilux KUN26 GGN25 08/2005 - 2015  
12mm Plate Steel  
Powder coated Orange  
5000/kg Each  
PAIR  
Supplied with Hi Tensile Bolts and nuts  
Direct bolt on to your chassis  
No cutting or welding required in most cases



**SKU:**  
**SUITABLE CAR MODEL**  
**MATERIAL**  
**COLOR**  
**WLL**  
**PACKAGE**  
**EXTRA FEATURES**

RP2900  
Hilux KUN26 GGN25 08/2005 - 2015  
12mm Plate Steel  
Powder coated Red  
5000/kg Each  
PAIR  
Supplied with Hi Tensile Bolts and nuts  
Direct bolt on to your chassis  
No cutting or welding required in most cases



**SKU:**  
**SUITABLE CAR MODEL**  
**MATERIAL**  
**COLOR**  
**WLL**  
**PACKAGE**  
**EXTRA FEATURES**

RP2900  
Hilux KUN26 GGN25 08/2005 - 2015  
12mm Plate Steel  
Powder coated Blue  
5000/kg Each  
PAIR  
Supplied with Hi Tensile Bolts and nuts  
Direct bolt on to your chassis  
No cutting or welding required in most cases



**SKU:**  
**SUITABLE CAR MODEL**  
**MATERIAL**  
**COLOR**  
**WLL**  
**PACKAGE**  
**EXTRA FEATURES**

RP3500  
Prado 90 1996 - 2002  
10mm Plate Steel  
Powder coated Orange  
3250/kg Each  
PAIR  
Supplied with Hi Tensile Bolts and nuts  
Direct bolt on to your chassis  
No cutting or welding required in most cases



**SKU:**  
**SUITABLE CAR MODEL**  
**MATERIAL**  
**COLOR**  
**WLL**  
**PACKAGE**  
**EXTRA FEATURES**

RP3500  
Prado 90 1996 - 2002  
10mm Plate Steel  
Powder coated Red  
3250/kg Each  
PAIR  
Supplied with Hi Tensile Bolts and nuts  
Direct bolt on to your chassis  
No cutting or welding required in most cases